

DEVELOP | GROW | PROSPER

**SACPCMP**

The South African Council for the Project and Construction Management Professions

— CONSTRUCTING NEW PERSPECTIVES —

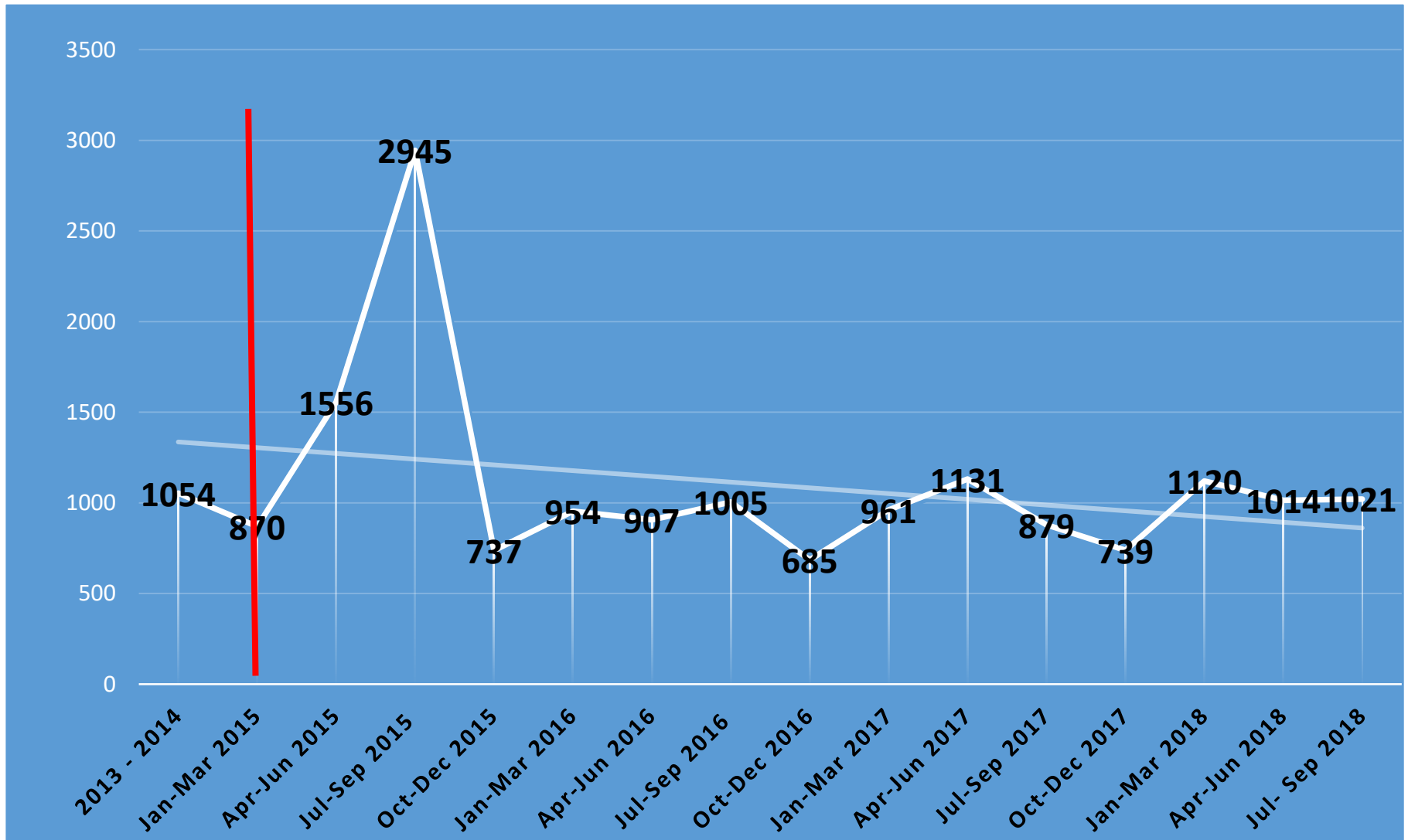
**CHS REGISTRATION STATS  
ACHASM – 01 OCT 2018**



# APPLICATIONS RECEIVED

2013 - 2014	2015	2016	2017				2018			TOTAL
Aug 13 - Dec 14	JAN - DEC	JAN - DEC	JAN - MAR	APR - JUN	JUL - SEP	OCT - DEC	JAN - MAR	APR - JUN	JULY - SEP	
1054			961	1131	879	832	1120	1014	1021	17874
1051	6108	3551	3803				3155			17874
6%	34%	20%	21%				18%			

# APPLICATIONS : JUL 2013 – SEP 2018



DEVELOP | GROW | PROSPER

# CATEGORY / PROCESS / PHASE

	CHSO	CHSM	Pr CHSA	C CHSO	C CHSM	C CHSA	SUB-TOTAL	UN PAID	Awaiti ng Respo nse	TOTAL
Awaiting verification	447	18	1	195			661			661
Awaiting assessment	98	25	10	89			222			222
In Assessment phase							574		767	1341
Await Exam / Interview	425	122	14				561	1140		1701
Await Registration	20	6	0	15	1	0	42	1981		2023
Registered	2168	632	84	1142	54	141	4221			4221
TOTAL (In / Processed)	3158	803	109	1441	55	141	6281	3121	767	10169
Archived							3540			3540
Deficient Applications	1174	169	52	400			1795	2370		4165
TOTAL										17874

DEVELOP | GROW | PROSPER

# CATEGORY / PROCESS / PHASE

	Total in category	% of Total applications
In process / processed	6 281	35%
Await payment	3 121	17,5%
Await response	767	4,3%
Archived / Suspended	3 540	19,8%
Incomplete applications	4 165	23,3%
<b>TOTAL APPLICATIONS</b>	<b>17 874</b>	

DEVELOP | GROW | PROSPER

# CATEGORY / PROCESS / PHASE - %

	CHSO	CHSM	Pr CHSA	C CHSO	C CHSM	C CHSA	TOTAL	%
Awaiting verification	447	18	1	195			661	11%
Awaiting assessment	98	25	10	89			222	4%
In Assessment phase							574	9%
Await Exam / Interview	425	122	14				561	9%
Await Registration	20	6	0	15	1	0	42	0.6%
Registered	2168	632	84	1142	54	141	4221	67%
<b>TOTAL (In / Processed)</b>	<b>3158</b>	<b>803</b>	<b>109</b>	<b>1441</b>	<b>55</b>	<b>141</b>	<b>6281</b>	<b>100%</b>

DEVELOP I GROW I PROSPER

# UNPAID - CATEGORY / PROCESS / PHASE - %

	Total in category	% of Total applications
<b>Application fee</b>	<b>2370</b>	<b>43%</b>
<b>Exam / Interview fee</b>	<b>1140</b>	<b>21%</b>
<b>Registration fee</b>	<b>1981</b>	<b>36%</b>
- PrCHSA - 2		
- CHSM – 49		
- CHSO – 306		
- Can CHSA – 9		
- Can CHSM – 19		
- Can CHSO – 1596		
<b>TOTAL UNPAID</b>	<b>5491</b>	<b>100%</b>

DEVELOP | GROW | PROSPER

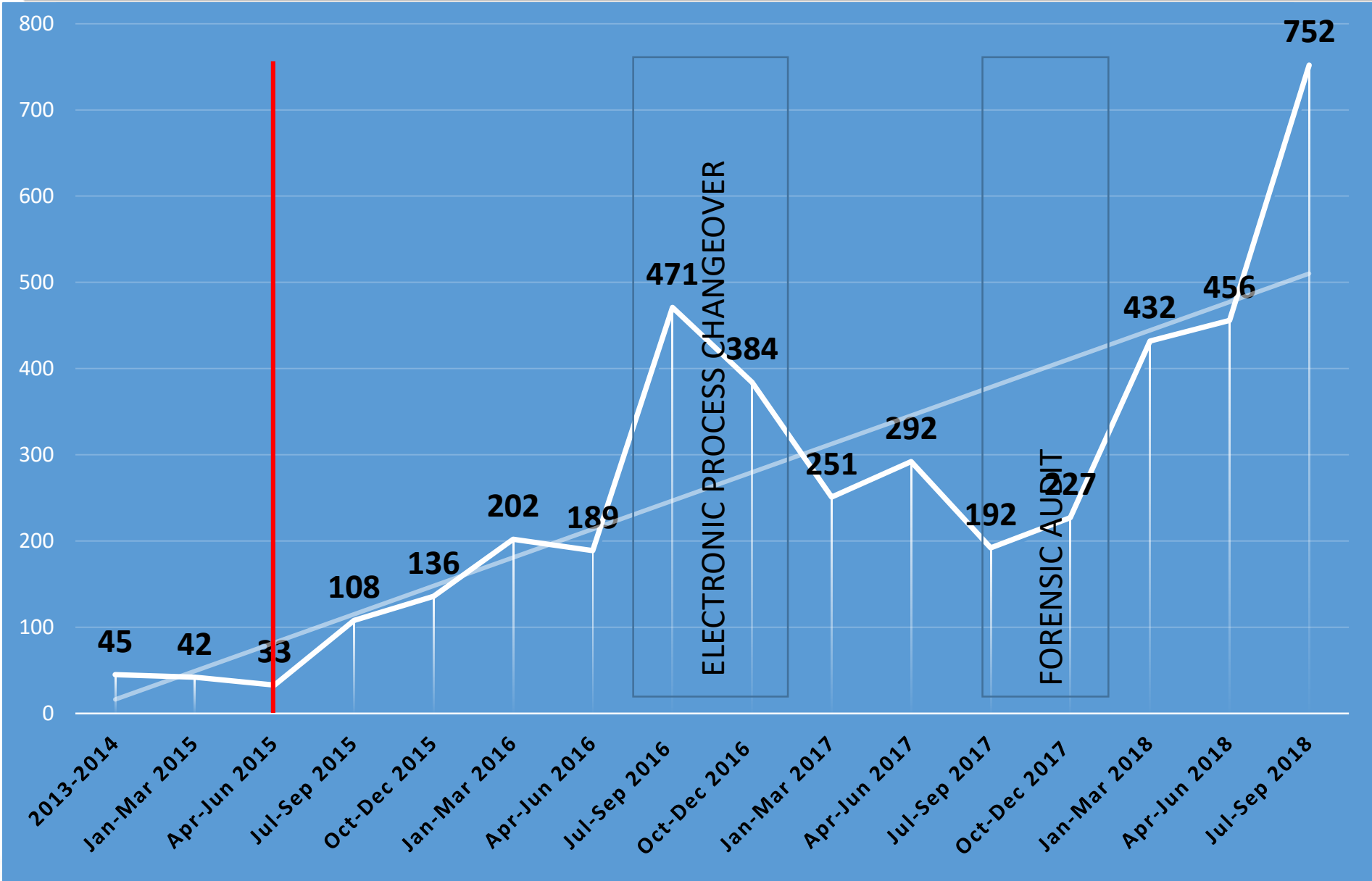
# REGISTRATIONS : JUL 2013 – SEP 2018

	2013/14	2015	2016	2017	2018			
		JAN - DEC	JAN - DEC	JAN - MAR	JAN - MAR	APR - JUN	JUL - SEP	TOTAL
Pr CHSA	16	12	19	23	8	1	7	84
C CHSA	2	20	32	65	9	13	24	141
CHSM	19	70	255	161	60	54	79	632
C CHSM	1	2	18	17	6	6	10	54
CHSO	7	184	468	496	181	187	365	2168
C CHSO	0	33	309	206	168	195	267	1142
<b>TOTAL</b>	<b>45</b>	<b>640</b>	<b>1101</b>	<b>962</b>	<b>432</b>	<b>456</b>	<b>752</b>	<b>4221</b>
	45 1%	640 15%	1101 26%	962 23%	1640 39%			
Deregister / Registration upgrade								113

DEVELOP | GROW | PROSPER

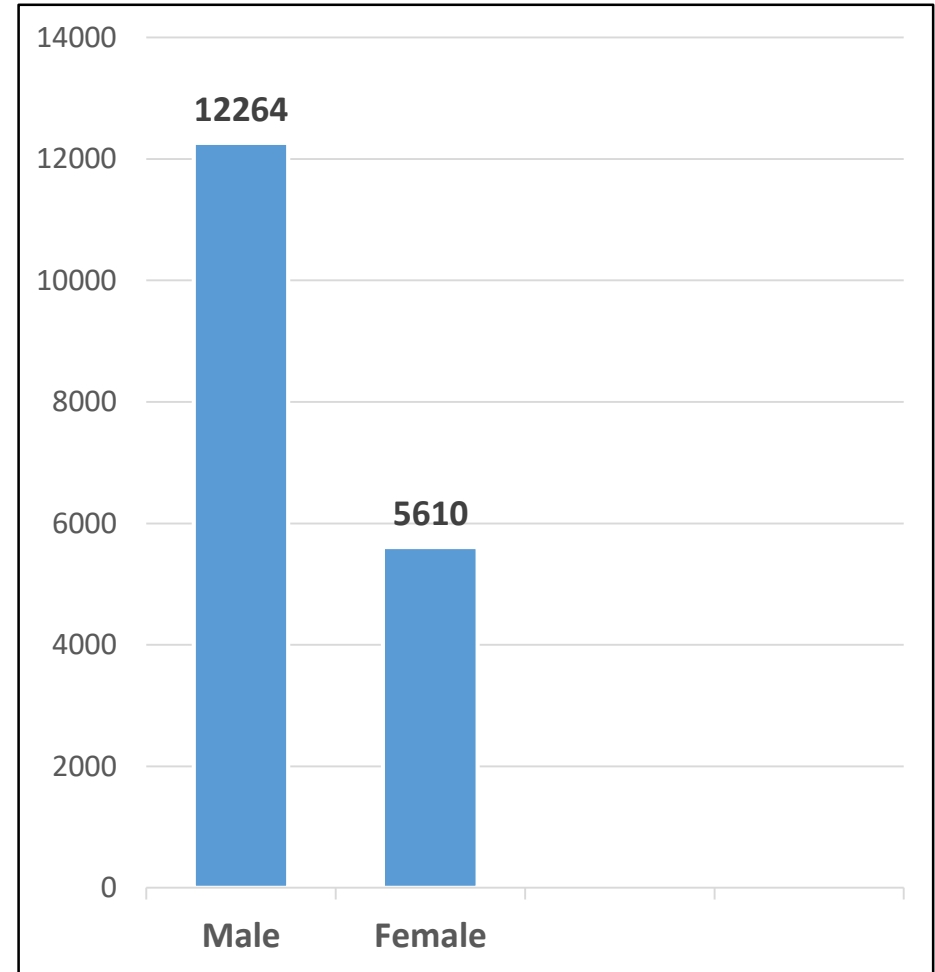
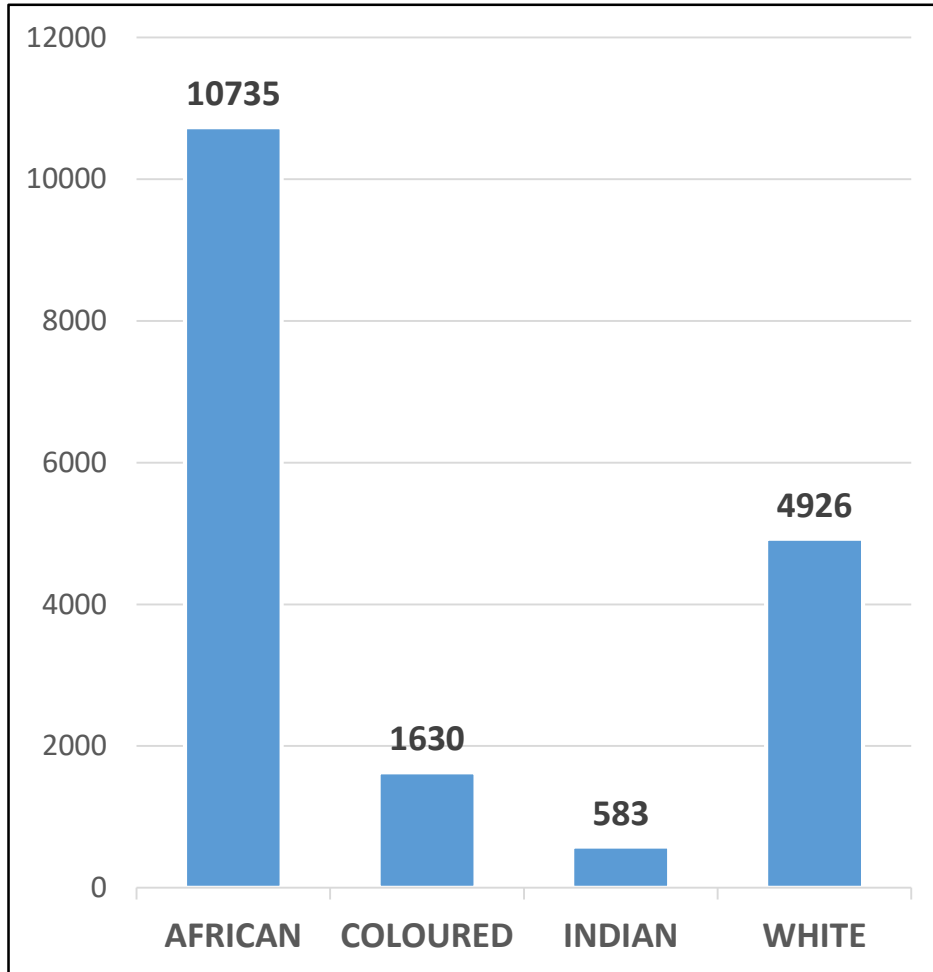


# REGISTRATIONS : JUL 2013 – SEP 2018



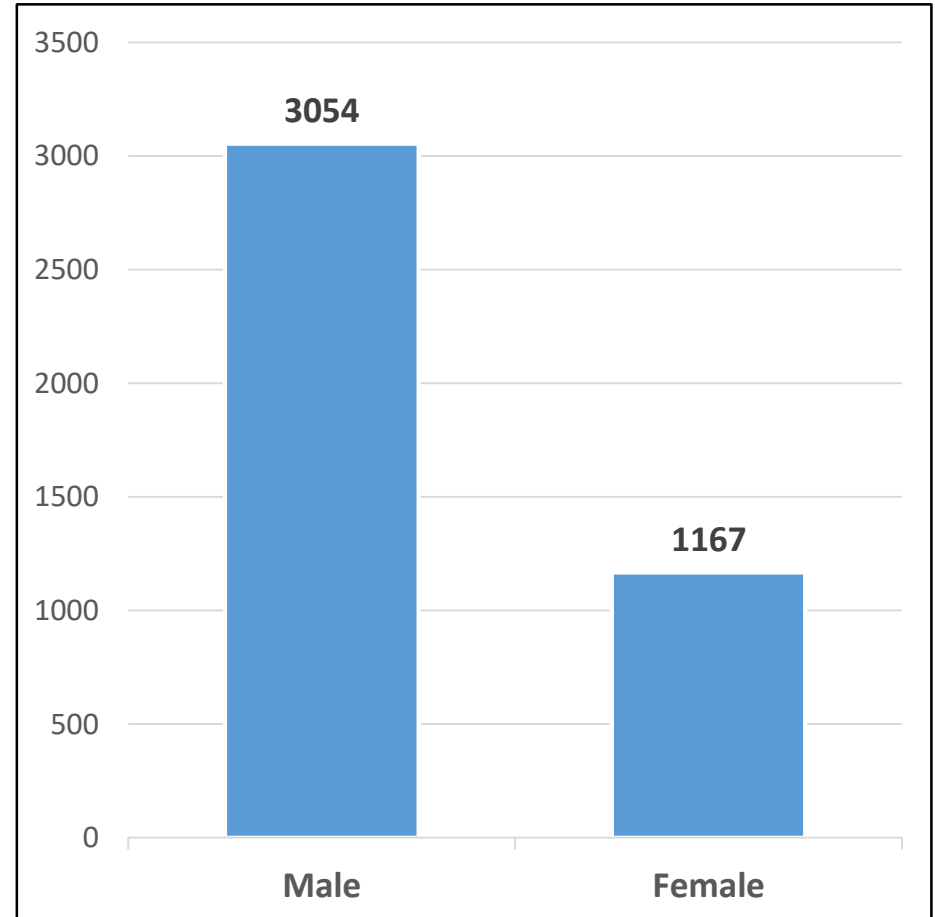
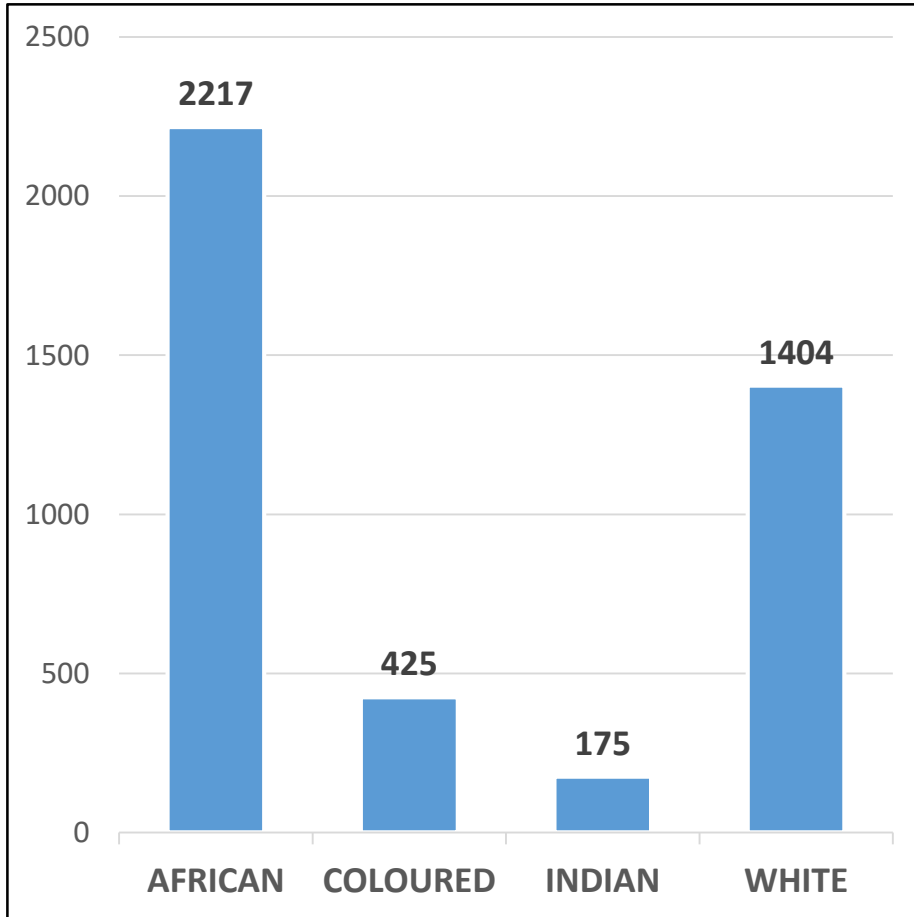
DEVELOP I GROW I PROSPER

# APPLICATIONS - DEMOGRAPHICS



DEVELOP | GROW | PROSPER

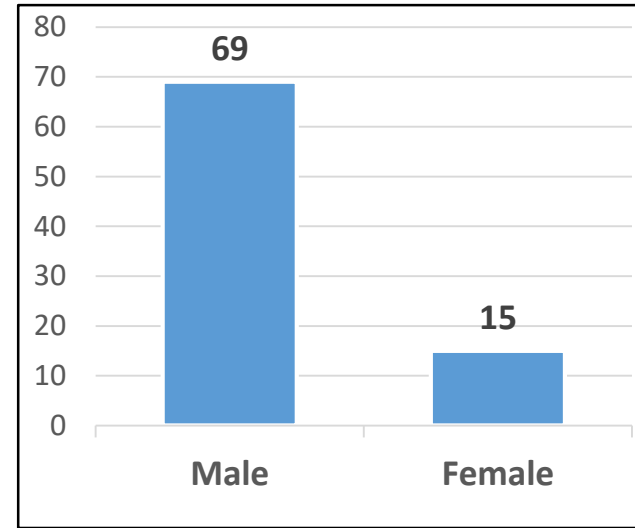
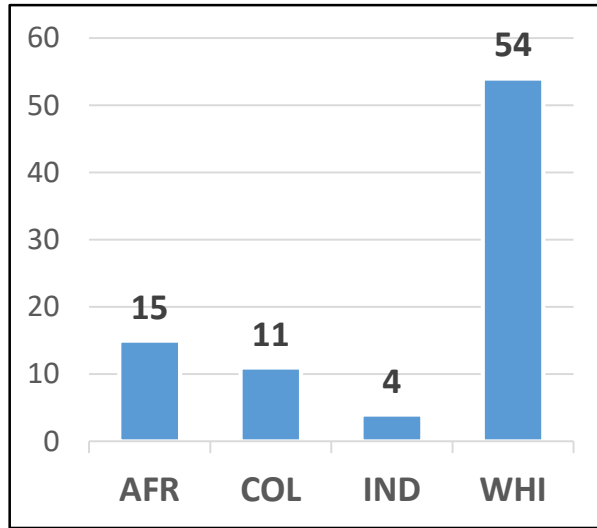
# REGISTRATIONS - DEMOGRAPHICS



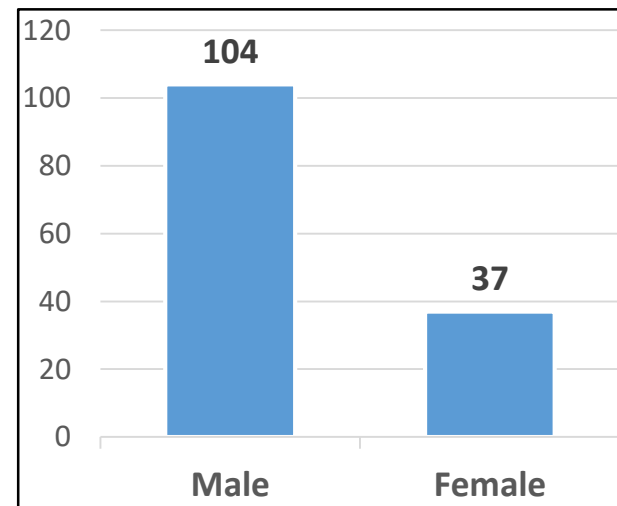
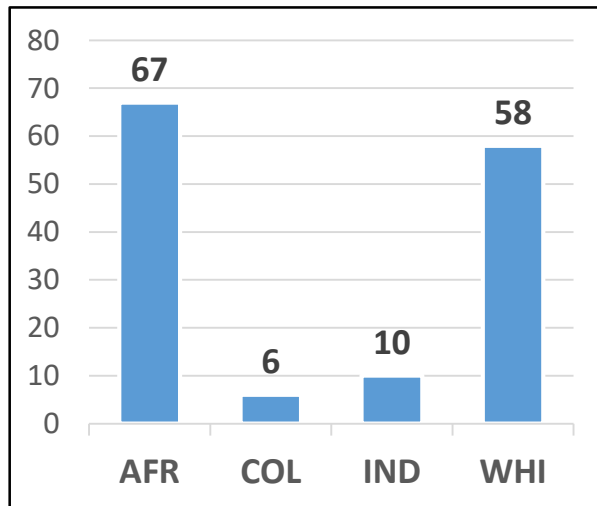
DEVELOP | GROW | PROSPER

# REGISTRATIONS – DEMOGRAPHICS - CHSA

## PrCHSA



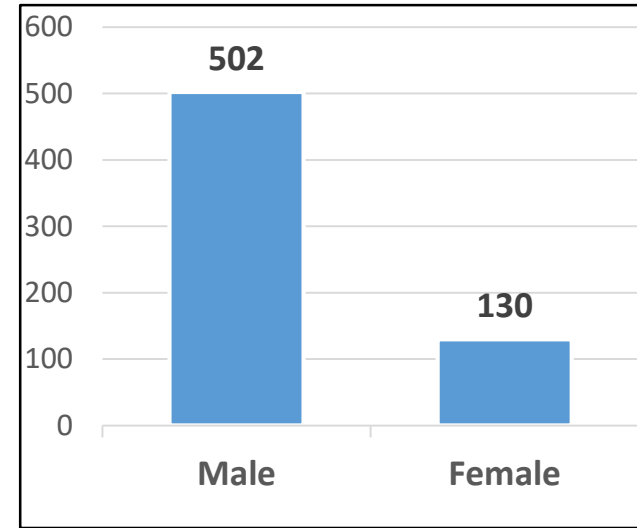
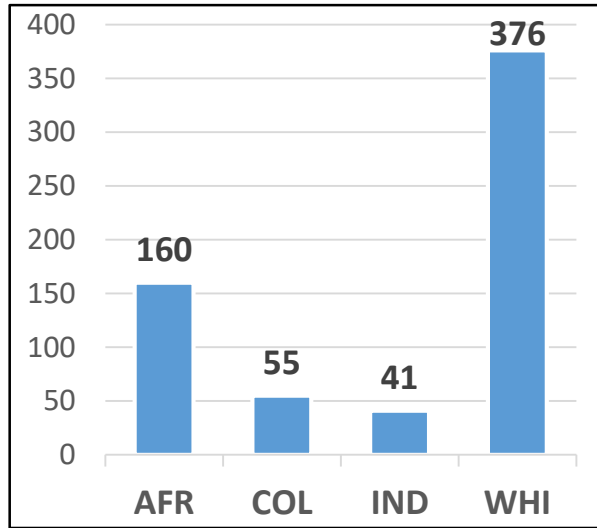
## CANDIDATE CHSA



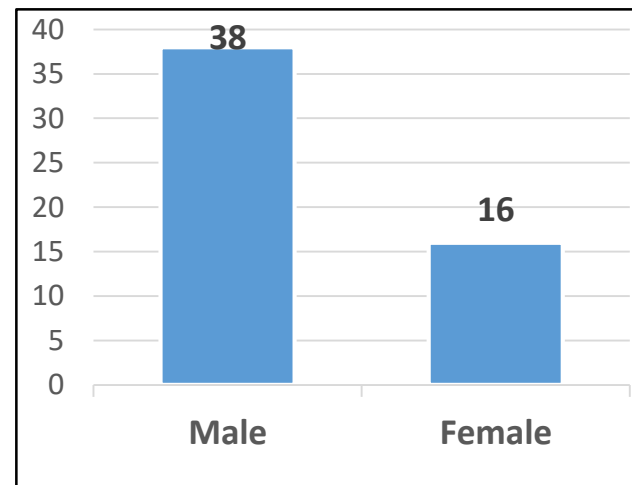
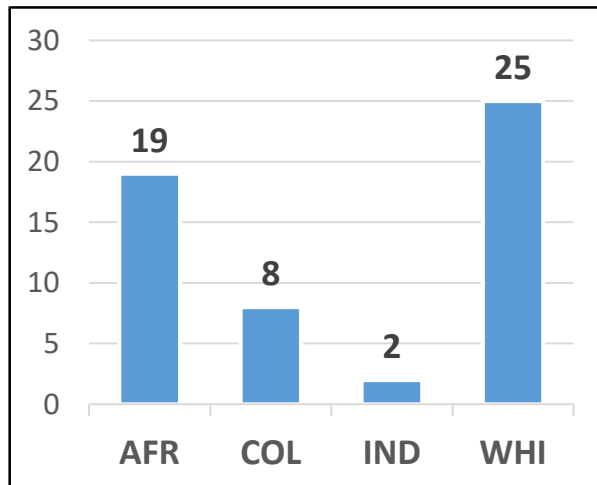
DEVELOP | GROW | PROSPER

# REGISTRATIONS – DEMOGRAPHICS - CHSM

## CHSM



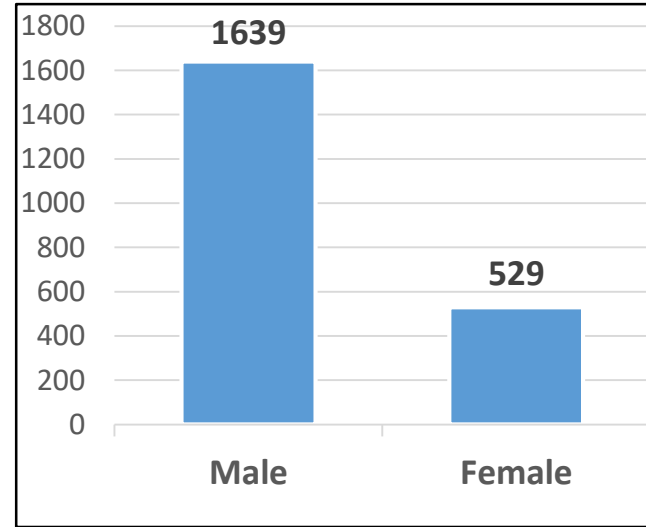
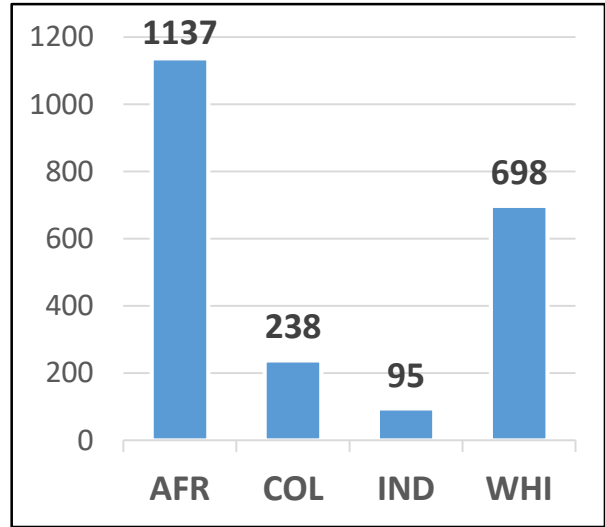
## CANDIDATE CHSM



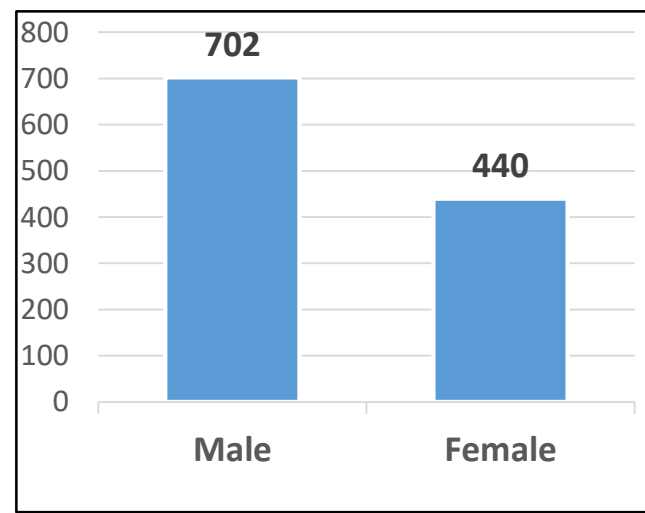
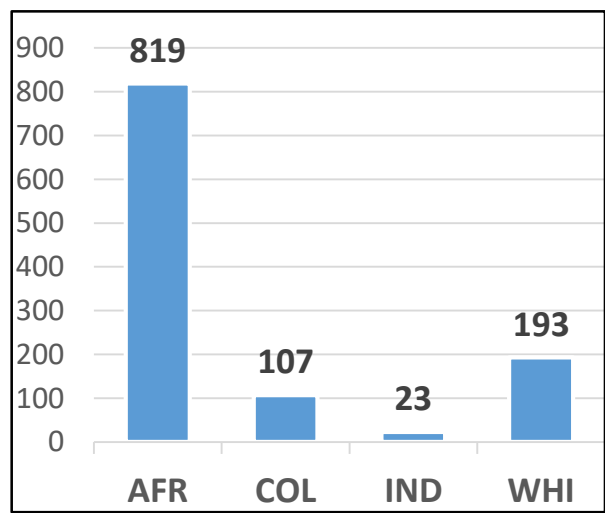
DEVELOP | GROW | PROSPER

# REGISTRATIONS – DEMOGRAPHICS - CHSO

## CHSO



## CANDIDATE CHSO



DEVELOP | GROW | PROSPER