


KZN MBA BUILDING INDUSTRY FORUM

DURBAN, 12 MARCH 2014

MANAGING QUALITY IN THE BUILT ENVIRONMENT

**PROFESSOR JOHN SMALLWOOD
PROFESSOR AND HEAD,
DEPARTMENT OF CONSTRUCTION MANAGEMENT, AND
PROGRAMME DIRECTOR, MSc (BUILT ENVIRONMENT)**

Why is construction so backward?




(Woudhuysen and Abley, 2004)

Absolutes of quality

- **Reality (Crosby, 1984):**
 - **Definition: Conformance to requirements**
 - **Performance standard: Zero defect**
 - **System: Prevention**
 - **Measurement: Price of non-conformance**
- **Conventional wisdom (Crosby, 1984):**
 - **Definition: Goodness or excellence**
 - **Performance standard: Quality levels**
 - **System: Appraisal**
 - **Measurement: Indexes or process levels**

Injaka Bridge collapse (1)



Injaka Bridge collapse, Mpumalanga, July, 1998 (Travers, 1998)

Injaka Bridge collapse (2)

- **Causes (Department of Labour, 2002):**
 - The slide path was not under the webs
 - The placing of the sliding pads between the deck and temporary bearings was not as specified
 - Insufficient reinforcement in the deck section, especially the bottom slab
 - The failure to fully appreciate the implications of the early cracks
 - The acceptance and approval of a launching nose which was substantially less stiff than that prescribed in the project specification
 - The deviation from the project specification regarding the automatic pier deflection monitoring at pier 2
 - The deviation from the project specification regarding the height tolerances of the temporary bearings on pier 3
 - The use of design and construction personnel, at decision-making level, without appropriate qualification and experience in incremental launched bridges

Injaka Bridge collapse (3)

- No independent design reviews were conducted of either the temporary or permanent works
- **Contributory causes (Department of Labour, 2002):**
 - The lack of experience on the part of design personnel in incremental launching techniques resulted in poor communications between the parties to clarify understandings and interpretations regarding the slide path position
 - The lack of clear instructions in the project specification and clear indications on the consulting engineers design drawings as to the position of the sliding path, resulted in incorrect interpretations being made

Pretoria North shopping centre collapse



Pretoria North Shopping Centre slab collapse, October, 1996 (Davis, 1996)

Coega Bridge collapse (1)



Coega Bridge collapse, Port Elizabeth, November, 2003 (Markman, 2003)

Coega Bridge collapse (2)



Coega Bridge collapse, Port Elizabeth, November, 2003 (Markman, 2003)

Coega Bridge collapse (3)



Coega Bridge collapse, Port Elizabeth, November, 2003 (Markman, 2003)

Investec Office Complex scaffolding collapse



**Investec Office Complex scaffolding collapse, Sandton, August, 1997
(Prinsloo, 1997)**

Preventing 'Accidents' in Construction (1)

Fatalities, injuries, disease, and inadequate H&S, non-compliance included, will continue to occur till such time that the following are a feature of, and / or optimised in the South African construction industry (Smallwood, 2014):

- **Realisation that 'Failure of management' versus 'Accident'**
- **Realisation that construction is not inherently dangerous**
- **Risk management**
- **Respect for people and 'People are our most important resource'**
- **Optimum H&S culture**
- **Optimum status for H&S – H&S is a value not a priority**
- **Planning**
- **The six stages of projects address construction H&S**
- **Realisation that construction is a Science, Art, and a Profession**

Preventing 'Accidents' in Construction (2)

- **Sound Construction Management**
- **Sound core and surface competencies**
- **Integration of design and construction**
- **Quality and Quality Management Systems**
- **Health and Safety Management Systems (H&SMSs)**
- **Realisation that 'H&S is a profit centre'**
- **Elimination / Mitigation of 'excusitis'**
- **Consciousness and mindfulness**

Doing it right



Customer warning and temporary taping in preparation for painting of post, Sea World, San Diego (Smallwood, 1998)

Macro construction environment

Construction quality is subject to a macro environment:

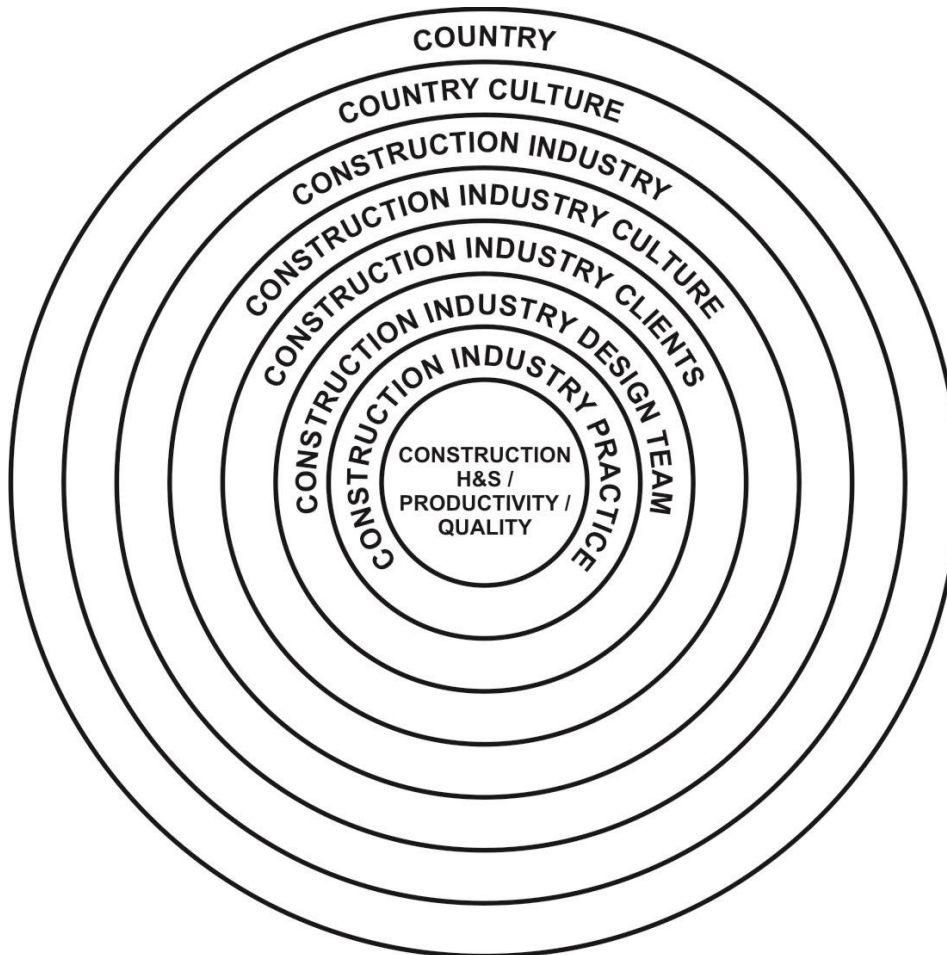


Figure 1: Construction H&S / Productivity / Quality – the macro environment
(Smallwood, 2000)

Challenges relative to construction

- **Neanderlithic – ‘little pieces of burnt clay glued together’**
- **Project phases: project initiation and briefing → concept and feasibility → design development → tender documentation and procurement → construction documentation and management → project close out**
- **Separation of design and construction**
- **Industry structure**
- **Fragmented contributions**
- **Focus on cost and time**
- **Client driven industry**
- **Procurement – competitive tendering**
- **No barriers to entry**
- **De-skilling**
- **Poor culture**

Pre-Biblical perspectives – Code of Hammurabi

- **Earliest known written legal code, composed about 1780 BC by Hammurabi, the ruler of Bablyon**
- **The text was excavated in 1901; it was carved on an eight foot high stone monolith (stele)**
- **The harsh system of punishment expressed in this text prefigures the concept of 'an eye for an eye'**
- **The Code lays out the basis of both criminal and civil law, and defines procedures for commerce and trade**
- **This text was redacted for 1 500 years, and is considered the predecessor of Jewish and Islamic legal systems alike**
- **“229 If a builder build a house for some one, and does not construct it properly, and the house which he built fall in and kill its owner, then that builder shall be put to death.”**

Integrating design and construction into quality (1)

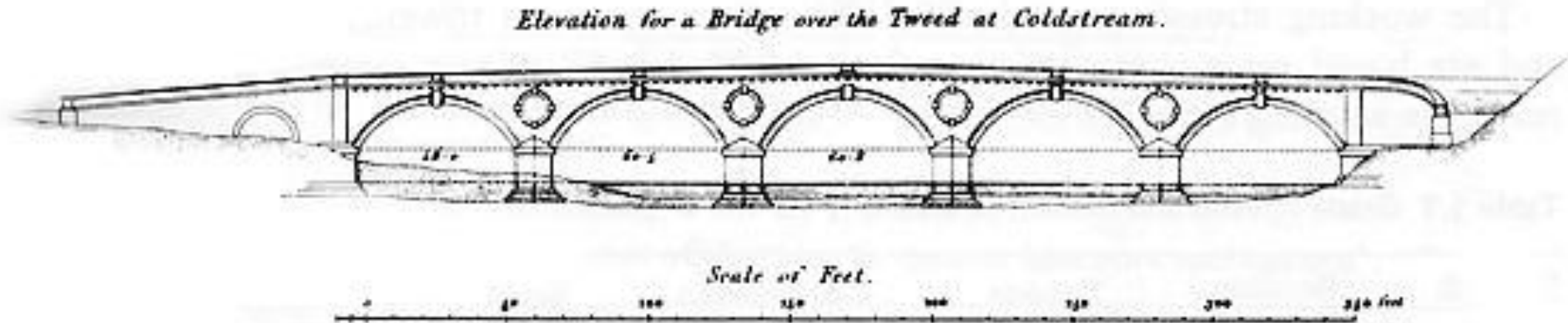


Figure 2: Elevation of masonry Bridge over the Tweed at Coldstream, 1866 (Irwin and Sibbald, 1983)

Integrating design and construction its quality (2)

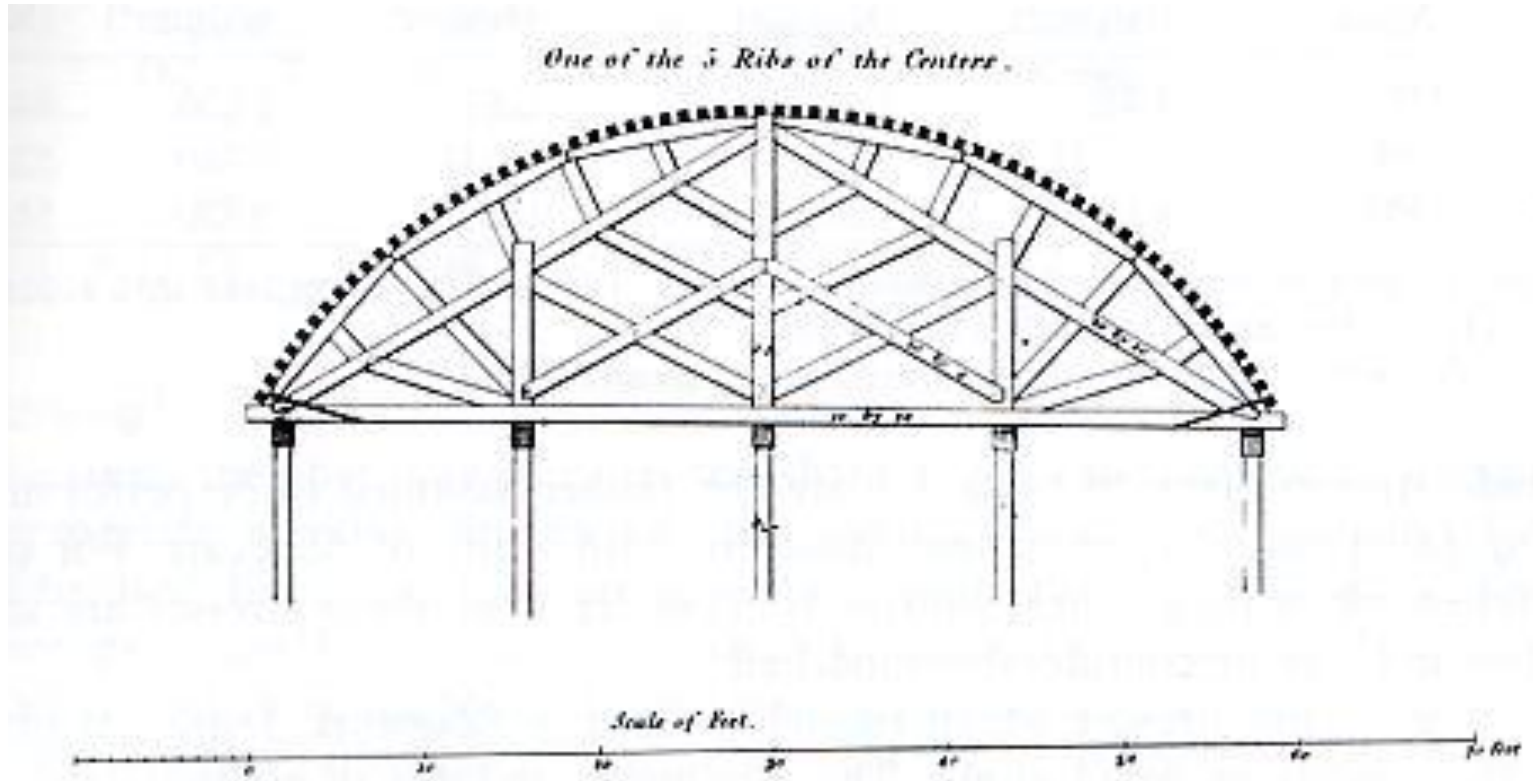




Figure 3: Centering for masonry Bridge over the Tweed at Coldstream, 1866 (Irwin and Sibbald, 1983)

Integrating design and construction its quality (3)




Bloukrans Bridge (p. 11, Concrete Beton, 1983)

Integrating design and construction into quality (4)



Bloukrans Bridge (Inside Front, Concrete Beton, 1983)

Integrating design and construction into quality (5)




Spanning new horizons requires inner strength

Built on the strength and reputation of Haggie Rand's pre-stressed, high-tensile wire — the Bloukrans Gorge bridge.

13 000 cubic metres of concrete, 216 metres above the river bed. A milestone in construction, combining the knowledge and expertise of contractors and suppliers.

Haggie Rand. Spanning new horizons in strength.

 **Haggie Rand Limited**

Haggie Rand Limited,
Strachan Street, Germiston, P.O. Box 52, Germiston,
Republic of South Africa, 1400.

Manufacturers of high carbon wire and strand,
including low relaxation μ 50 strand.

*A Murray & Roberts and Copcor Construction project.

Bloukrans Bridge (Outside Back, Concrete Beton, 1983)

Integrating design and construction into quality (6)

Bloukrans bridge project (Steele, 1983):

- “...notable for the close cooperation and team effort which were achieved by the consultant and contractor, and encouragement given by the client.”
- “... consulting engineers had clearly indicated in their design how the task should be tackled and worked closely with the contractors in converting the drawings they had supplied to reality...”

The role of religion (1)

- **According to Sadeq and Ahmad, authors of *Quality Management Islamic Perspectives* (1996):**
 - **Islam seeks to unify the schism between ethics and economics through, among other, the avoidance of undue waste and accountability**
 - ***Tawhid*, among other: implies accountability in the after life; requires justice and equity, and requires accountability to the public**
 - **In accordance with Islam, work is an *Ibadab*, a deed of spiritual value; therefore Allah must approve actions and behaviour**

The role of religion (2)

- Extent to which the belief in and practice of a religion e.g. Buddhism, Christianity, Hinduism, Islam, Judaism, positively affects a person's approach to H&S, labour productivity, and quality Smallwood (2000):

Parameter	Response (%)						Mean Score
	Do not know	Strongly disagree	Disagree	Neutral	Agree	Strongly agree	
H&S	0.0	0.0	31.1	31.1	26.7	11.1	3.18
Labour productivity	0.0	0.0	24.4	40.0	22.3	13.3	3.25
Quality	0.0	0.0	24.4	35.6	24.4	15.6	3.31

Table 1: Extent to which GCs agree with the 'religious' statement relative to H&S, labour productivity, and quality

Quality Improvement

- **14 Steps of quality improvement are (Crosby, 1984):**
 - **Management commitment**
 - **Quality improvement team**
 - **Quality measurement**
 - **Calculating the cost of quality**
 - **Quality awareness**
 - **Corrective action**
 - **Zero defects planning**
 - **Education and training**
 - **Zero defects day**
 - **Setting goals**
 - **Error-cause removal**
 - **Recognition**
 - **Quality councils**
 - **Do it over again**

The Quality Vaccine

- **5 Categories of ingredients (Crosby, 1984):**
 - Integrity
 - Systems
 - Communications
 - Operations
 - Policies

Quality Management Systems (QMSs) (1)

- **A QMS should address the following:**
 - **Management responsibilities**
 - **Contract reviews**
 - **Document use and changes relative to the quality system**
 - **Suppliers and co-contractors, regarding quality**
 - **Material / service identification and traceability during all stages of construction**
 - **Construction procurement control procedures**
 - **Inspection and testing**
 - **Inspection, measuring and test equipment with respect to calibration**
 - **Ability to determine inspection and test status of all materials and elements**
 - **Controls which prevent non-conforming material / elements being installed or processed**
 - **Corrective action procedures which include investigations and analysis**
 - **Quality records which verify the achievement of quality standards and the effectiveness of the system**

Quality Management Systems (QMSs) (2)

- **Quality audits which verify the effectiveness of the quality system**
- **Training of personnel who will perform the activities that effect quality during construction**

ISO Quality related Standards

Four standards in the 'Quality' family
(http://www.iso.org/iso/iso_9000):

- **ISO 9001:2008 - sets out the requirements of a QMS:**
 - Implemented by > 1 million organisations in > 170 countries
 - < 10 / 4 000 cidb registered GB and CE Grade 5 to 9 contractors are ISO 9000 accredited (cidb, 2011)
- **ISO 9000:2005 - covers the basic concepts and language**
- **ISO 9004:2009 - focuses on how to make a QMS more efficient and effective**
- **ISO 19011:2011 - sets out guidance on internal and external audits of QMSs**

Status in terms of quality (1)

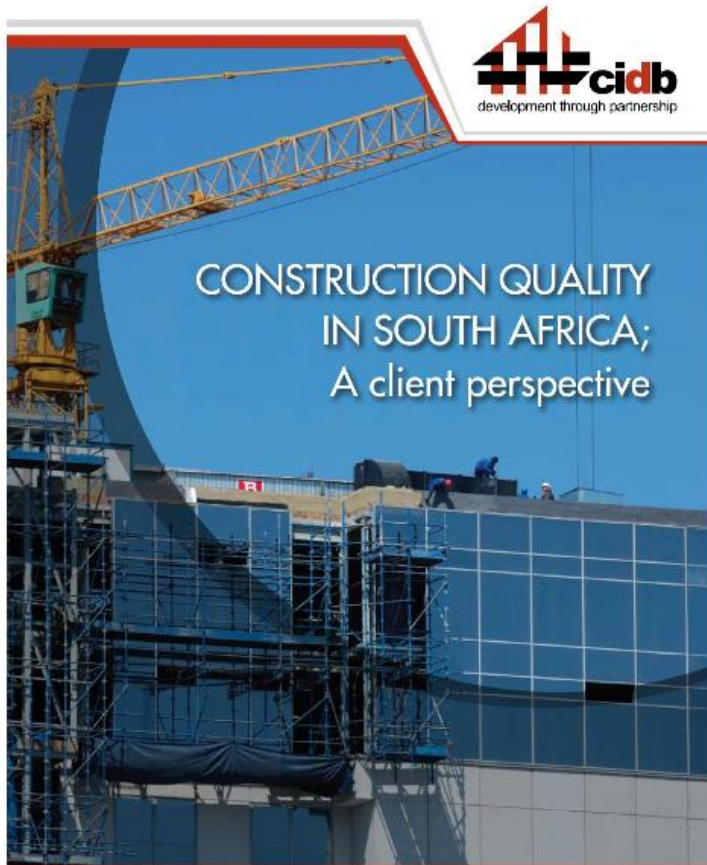
cidb (2014):

- **Quality of work delivered: Overall, clients were satisfied with the quality of completed work at handover on 90% of the projects surveyed in 2013, and were neutral or dissatisfied on 10%**
- **Resolution of defects: Clients were satisfied with the resolution of defective work during the construction period on 86% of the projects surveyed in 2013, and were neutral or dissatisfied on 14%**
- **Level of defects : Around 92% of projects surveyed in 2013 were ‘apparently defect free’ or had ‘few defects’ at practical completion / handover and 8% of facilities had ‘some defects’ or ‘major defects’**
- **Quality of tender documents and specifications: Contractors rated the quality of tender documents and specifications of clients as satisfactory on 78% of the projects surveyed in 2013, and were neutral or dissatisfied on 22%**

Status in terms of quality (2)

- **Adjudication of tenders : The results of the 2013 survey show that quality (or functionality) was not taken into account in the adjudication of tenders on 15% of projects**

cidb Research (1)



cidb Research (2)

- **The research findings reported on in Tables 2 to 20 emanate from the empirical surveys conducted relative to the cidb report *CONSTRUCTION QUALITY IN SOUTH AFRICA: A client perspective* (www.cidb.org.za)**
- **The findings are the unexpurgated version i.e. complete**
- **Stakeholders surveyed included: clients; project managers; designers; cidb Grade 2-4 contractors; cidb Grade 5-9 contractors; employer associations, and tertiary built environment educators**
- **Mean score (MS): 1.00 – 5.00:**
 - **1.00: Strongly disagree / Not important / Very poor / Minor extent / Minor contribution**
 - **5.00: Strongly agree / Very important / Very good / Major extent / Major contribution**

Definitions of quality

Definition	Mean Score							Rank	
	Client	Design -er	PM	Grade 2-4	Grade 5-9	Assoc.	Tert BE Edu.		Mean
Doing things right in every part and level of the organisation	3.69	4.44	3.83	4.44	4.32	3.25	4.63	4.09	1
Excellence	4.07	4.00	4.20	4.28	4.23	3.00	4.00	3.97	2
Conformance to requirements	3.77	3.56	3.83	4.24	4.50	3.50	3.63	3.86	3
Best practice	4.08	4.22	3.17	4.12	4.09	3.00	4.00	3.81	4
Durability	3.77	3.89	3.67	4.25	4.27	2.75	3.75	3.76	5
Conformance to customer requirements	3.85	3.33	2.83	4.32	4.27	3.63	3.88	3.73	6
Customer satisfaction	3.62	3.78	2.50	4.48	4.23	2.75	3.75	3.59	7

Table 2: Extent of agreement with definitions of quality (cidb, 2011)

Importance of parameters (1)

Parameter	Mean Score							Rank
	Client	Design- er	PM	Grade 2-4	Grade 5-9	Assoc.	Mean	
Quality	4.29	4.67	4.33	4.92	4.64	4.56	4.57	1
Cost	4.36	4.44	4.67	4.44	4.68	4.22	4.47	2
Time	4.21	3.89	4.67	4.76	4.64	4.22	4.40	3
Health and safety (H&S)	4.43	4.22	3.67	4.80	4.68	4.33	4.36	4
Environment	4.21	4.22	3.17	4.24	4.23	4.56	4.11	5

Table 3: Importance of parameters to respondents' organisations (cidb, 2011)

Importance of parameters (2)

Parameter	Mean Score						Rank
	Client	Design -er	PM	Grade 5-9	Assoc.	Mean	
Cost	4.71	4.44	5.00	4.56	4.56	4.65	1
Time	4.71	4.11	4.50	4.75	4.22	4.46	2
Quality	4.57	3.78	4.00	4.75	3.44	4.11	3
Health and safety (H&S)	4.64	3.44	3.67	4.63	3.67	4.01	4
Environment	4.50	3.11	3.67	4.47	3.00	3.75	5

Table 4: Importance of parameters to built environment practitioners and stakeholders (cidb, 2011)

Importance of parameters (3)

Practitioner / Stakeholder	Mean Score						Rank
	Client	Design -er	PM	Grade 5-9	Assoc.	Mean	
Architects	4.14	4.56	4.67	4.30	3.67	4.27	1
Civil Engineering designers	4.36	4.44	3.80	4.50	4.00	4.22	2
Mechanical Engineering designers	4.07	4.33	4.20	4.42	3.86	4.18	3
Structural Engineering designers	4.21	4.33	4.33	4.42	3.57	4.17	4
Project managers	4.57	3.33	4.50	4.53	3.71	4.13	5
Electrical Engineering designers	4.29	4.00	3.60	4.33	3.57	3.96	6
Quantity surveyors	3.86	3.67	3.33	4.19	3.14	3.64	7
Grade 5-9 contractors	3.79	3.13	3.33	4.59	2.75	3.52	8
Materials manufacturers	3.71	3.14	3.50	3.82	3.14	3.46	9
Trade contractors	3.07	2.44	2.83	4.14	2.43	2.98	10
Grade 2-4 contractors	3.21	2.78	3.00	3.54	2.25	2.96	11
Labour only contractors	3.07	1.89	2.00	3.53	2.14	2.53	12

Table 5: Importance of quality to built environment practitioners and stakeholders (cidb, 2011)

Rating of practitioners / stakeholders in terms of performance relative to quality

Practitioner / Stakeholder	Mean Score						Rank
	Client	Design -er	PM	Grade 5-9	Assoc.	Mean	
Structural engineering designers	4.21	3.67	4.17	3.87	3.17	3.82	1
Civil engineering designers	4.36	3.67	3.67	3.89	3.33	3.78	2
Project managers	4.31	2.89	4.17	3.83	3.50	3.74	3
Mechanical engineering designers	4.14	3.56	3.67	3.79	3.33	3.70	4
Architects	3.71	3.67	3.83	3.79	3.29	3.66	5
Electrical engineering designers	4.14	3.33	3.67	3.93	3.00	3.61	6
Materials manufacturers	3.57	3.00	3.50	3.94	3.43	3.49	7
Quantity surveyors	3.64	3.22	3.50	3.63	3.00	3.40	8
Grade 5-9 contractors	3.29	2.89	3.50	3.63	2.33	3.13	9
Grade 2-4 contractors	2.86	2.78	3.33	2.94	2.17	2.82	10
Trade contractors	2.79	2.25	2.50	3.53	2.00	2.61	11
Labour only contractors	2.71	2.00	2.00	2.71	1.80	2.24	12

Table 6: Rating of built environment practitioners / stakeholders in terms of their performance relative to quality (cidb, 2011)

Rating of South African construction quality

Mean Score						
Client	Design -er	PM	Grade 2-4	Grade 5-9	Assoc.	Mean
3.00	2.75	3.33	3.48	3.45	2.71	3.12

Table 7: Rating of South African construction quality (cidb, 2011)

Rating of South African construction quality

Sector	Mean Score							Rank
	Client	Design -er	PM	Grade 2-4	Grade 5-9	Assoc.	Mean	
Upper-income residential	4.23	3.50	4.00	4.00	3.76	3.11	3.77	1
Industrial residential	3.60	2.75	3.60	3.78	3.71	3.17	3.44	2
Commercial	3.50	3.13	3.67	3.87	3.50	2.78	3.41	3
Infrastructure	3.57	3.00	3.33	3.04	3.47	2.75	3.19	4
Middle-income residential	3.29	2.38	2.83	2.96	2.82	2.67	2.83	5
Low-income residential	2.43	1.38	1.50	1.96	2.06	1.22	1.76	6

Table 8: Rating of South African construction quality (cidb, 2011)

Importance of interventions / systems relative to the achievement of quality

Intervention / System	Mean Score						Rank
	Client	Design -er	PM	Grade 5-9	Assoc.	Mean	
Total quality management	4.23	4.44	4.20	4.43	4.43	4.35	1
Quality management system	4.29	4.11	4.20	4.43	4.29	4.26	2
Quality control	4.43	4.33	4.33	4.64	3.43	4.23	3
Quality improvement	4.38	4.43	4.17	4.19	3.71	4.18	4
Quality assurance	4.36	3.63	4.00	4.55	3.43	3.99	5

Table 9: Importance of interventions / systems relative to the achievement of quality (cidb, 2011)

Importance of interventions / systems relative to the achievement of quality (1)

Driver	Mean Score					Rank
	Client	Design -er	PM	Grade 5-9	Mean	
Management commitment and involvement	3.85	4.25	3.17	4.15	3.86	1
Customer expectations	3.92	3.88	3.33	4.19	3.83	2
Recorded outcomes and achievements i.t.o. quality	3.77	3.43	3.60	4.00	3.70	3
Benchmarking	4.08	3.38	3.40	3.84	3.68	4
Desirable results	3.85	3.38	3.20	3.95	3.60	5
Work improvement teams	3.82	3.50	3.00	3.58	3.48	6
Quality circles	3.92	3.14	3.20	3.61	3.47	7
Recorded outcomes and achievements i.t.o. reward systems / incentives	3.33	3.43	3.60	3.38	3.44	8
Recorded outcomes and achievements i.t.o. training	3.46	3.75	3.20	3.29	3.43	9

Table 10: Importance of interventions / systems relative to the achievement of quality (Part A) (cidb, 2011)

Importance of interventions / systems relative to the achievement of quality (2)

Driver	Mean Score					Rank
	Client	Design-er	PM	Grade 5-9	Mean	
Data and information	3.58	3.50	3.00	3.55	3.41	10
Recorded outcomes and achievements i.t.o. procurement of equipment and material	3.83	3.25	3.00	3.55	3.41	11
Allocation, use and control of operational resources	3.71	3.43	2.67	3.68	3.37	12
Levels of output or productivity	3.77	3.00	3.00	3.59	3.34	13
Profitability	3.15	3.63	2.67	3.90	3.34	14
Mission statement, vision and values	3.50	3.50	2.33	3.85	3.30	15
Short-term view	3.36	3.00	3.33	3.35	3.26	16
Recorded outcomes and achievements i.t.o. volume / output	3.38	2.83	2.83	3.50	3.14	17
Innovation and creativity	3.46	3.25	2.17	3.40	3.07	18
Probable outcomes	3.15	2.88	2.75	3.47	3.06	19

Table 10: Importance of interventions / systems relative to the achievement of quality (Part B) (cidb, 2011)

Prevalence of documented QMSs (1)

Category	Yes (%)
Client	42.9
Designers	37.5
PM	33.3
Grade 2-4 contractors	50.0
Grade 5-9 contractors	68.2
Mean	46.4

Table 11: Prevalence of documented QMSs in respondents' organisations (cidb, 2011)

Category	Yes (%)
Client	16.7
Designers	0.0
PM	40.0
Grade 5-9 contractors	35.0
Mean	23.0

Table 12: Prevalence of ISO 9000 certification in organisations that have documented QMSs (cidb, 2011)

Prevalence of documented QMSs (2)

Category	Yes (%)
Client	8.3
Designers	0.0
PM	0.0
Grade 5-9 contractors	37.5
Mean	11.5

Table 13: If not ISO 9000 certified does your organisation intend to pursue ISO 9000 certification? (cidb, 2011)

Achieving quality on projects (1)

Practice / System	Mean Score					Rank
	Client	Design -er	PM	Grade 5-9	Mean	
Inspections / Visual checks	4.21	4.67	4.17	4.43	4.37	1
Coordination meetings	3.93	4.44	4.00	4.29	4.17	2
Client briefing	3.93	4.25	3.33	4.05	3.89	3
Samples / References	3.21	4.00	3.50	4.43	3.79	4
Checklists	3.79	4.11	3.50	3.71	3.78	5
Close out report	3.79	3.71	3.17	4.05	3.68	6
Tests	4.07	3.56	3.33	3.35	3.58	7
Value management	3.14	3.50	2.80	4.38	3.46	8
Constructability reviews	3.21	3.38	3.17	3.95	3.43	9
Documented Quality Management System	3.31	3.22	3.00	4.00	3.38	10

Table 14: Extent to which practices / systems are used to achieve quality on projects (cidb, 2011)

Achieving quality on projects (2)

Perspective / Practice / Situation	Mean Score						Rank
	Client	Design -er	PM	Grade 5-9	Assoc.	Mean	
Management commitment (Project)	4.36	4.63	4.33	4.59	4.00	4.38	1
Management commitment (Top)	4.08	4.78	4.00	4.64	3.89	4.28	2
Constructability of design	4.36	4.56	4.33	4.14	3.78	4.23	3
Experienced project supervision (project manager)	4.07	4.33	4.17	4.55	3.78	4.18	4
Appropriate details	4.21	4.44	4.00	4.10	4.11	4.17	5
Management commitment (Middle)	3.93	4.86	4.00	4.36	3.44	4.12	6
Appropriate specifications	4.14	4.22	3.83	4.05	4.22	4.09	7
Thorough understanding of quality	3.71	4.11	3.83	4.41	3.56	3.92	8
Conformance to standards	4.00	4.11	3.50	4.29	3.67	3.91	9
Adequate supervision	3.79	4.22	3.83	4.27	3.33	3.89	10
Appropriate design fee	3.50	3.89	3.67	4.30	4.00	3.87	11
Adequate planning in general	3.79	3.89	3.83	4.23	3.56	3.86	12
Adequate project manager skills	3.79	3.78	4.00	4.05	3.67	3.86	13
Adequate project duration	3.86	3.50	3.83	4.00	4.00	3.84	14
Appropriate selection of design team	3.64	4.13	4.00	4.05	3.11	3.79	15

Table 15: Extent to which perspectives / practices / situations contribute to the achievement of quality in respondents' organisations relative to projects, and on projects (Part A) (cidb, 2011)

Achieving quality on projects (3)

Perspective / Practice / Situation	Mean Score						Rank
	Client	Design -er	PM	Grade 5-9	Assoc.	Mean	
Holistic understanding of the role of quality	3.62	3.89	3.50	4.19	3.67	3.77	16
Appropriate rates paid to consultants	3.71	3.50	3.67	4.24	3.63	3.75	17
Wish to improve work processes	3.64	3.78	3.50	4.32	3.44	3.74	18
Focus on assurance to achieve quality	3.64	3.57	3.50	4.45	3.33	3.70	19
Optimum quality assurance	3.64	4.00	3.40	4.09	3.25	3.68	20
Adequate work organisation	3.50	3.89	3.50	4.27	3.22	3.68	21
Commitment to certification	3.86	3.88	3.17	4.30	3.13	3.67	22
Adequate resources	3.29	3.67	4.00	4.00	3.33	3.66	23
Limited variations	3.50	3.67	3.83	3.76	3.38	3.63	24
Completion of paper work	3.43	4.13	3.50	4.05	3.00	3.62	25
Consideration for health and safety (construction)	3.85	3.50	2.67	4.05	3.67	3.55	26
Adequate quality training	3.57	3.71	2.60	4.23	3.44	3.51	27
Reporting on non-conformances	3.50	3.63	2.50	4.14	3.44	3.44	28
Adequate generic training	3.36	3.43	2.60	4.00	3.22	3.32	29
Optimum weather	3.21	3.00	2.67	3.55	2.38	2.96	30

Table 15: Extent to which perspectives / practices / situations contribute to the achievement of quality in respondents' organisations relative to projects, and on projects (Part B) (cidb, 2011)

Achieving quality on projects (4)

Perspective / Practice / Situation	Mean Score						Rank
	Client	Design -er	PM	Grade 5-9	Assoc.	Mean	
Management commitment (all stakeholders)	4.50	4.63	4.17	4.14	4.63	4.41	1
Training in quality	4.36	4.56	4.17	3.86	4.11	4.21	2
Specification (Appropriate)	4.54	4.56	3.83	4.15	3.89	4.19	3
Quality prequalification	4.36	4.57	3.83	4.10	3.75	4.12	4
Organisation culture	4.00	4.22	4.40	3.76	4.22	4.12	5
Education in quality	4.43	4.44	3.83	3.86	3.89	4.09	6
Contractor project quality plans	4.14	4.67	3.50	4.15	3.88	4.07	7
Worker participation	4.29	4.00	3.50	4.23	4.13	4.03	8
Goal setting	4.21	4.50	3.83	3.91	3.67	4.02	9
Contractor Quality Management Systems	4.54	4.11	3.33	4.14	4.00	4.02	10
Details (Appropriate)	4.23	4.44	3.67	4.15	3.56	4.01	11
Optimum project duration	4.07	4.00	4.17	4.21	3.56	4.00	12
Measurement - Outcome e.g. No. of defects, cost of rework	4.21	4.00	4.00	4.14	3.44	3.96	13
Design (Appropriate)	4.23	4.33	3.67	4.10	3.44	3.95	14
Standard operating procedures (SOPs)	4.21	4.00	4.00	3.86	3.25	3.86	15

Table 16: Extent to which perspectives / practices / situations could improve or contribute to an improvement in quality in South African construction (Part A) (cidb, 2011)

Achieving quality on projects (5)

Perspective / Practice / Situation	Mean Score						Rank
	Client	Design -er	PM	Grade 5-9	Assoc.	Mean	
Benchmarking	4.14	4.00	3.83	3.82	3.50	3.86	16
Measurement - Performance e.g. percentage of workers trained in quality	4.07	4.33	3.40	3.73	3.50	3.81	17
Quality improvement processes	4.36	3.88	3.33	3.95	3.50	3.80	18
Client actions	3.93	3.78	3.50	3.81	3.75	3.75	19
Designer Quality Management Systems	4.08	3.67	3.80	4.05	3.11	3.74	20
Integration of design and construction	4.00	3.89	3.50	3.90	3.33	3.72	21
Contract documentation	4.07	4.00	3.33	3.81	3.11	3.66	22
Safe work procedures (SWPs)	4.21	3.75	3.33	3.91	3.11	3.66	23
Reengineering	3.69	3.67	3.40	4.00	3.29	3.61	24
Contractor ISO 9000 series certification	4.33	3.14	3.25	3.83	3.11	3.53	25
Partnering	3.86	4.00	3.50	3.28	3.00	3.53	26
Quality circles / forums	4.23	3.43	3.20	3.53	3.25	3.53	26
Designer ISO 9000 series certification	4.00	2.50	2.80	4.00	2.89	3.24	28
Union prioritisation	3.58	2.75	2.50	2.79	3.00	2.92	29

Table 16: Extent to which perspectives / practices / situations could improve or contribute to an improvement in quality in South African construction (Part B) (cidb, 2011)

Barriers to achieving quality on projects (1)

Intervention / Situation	Mean Score							Rank
	Client	Design -er	PM	Grade 2-4	Grade 5-9	Assoc.	Mean	
Poor site management	4.36	4.56	4.33	4.68	4.00	4.22	4.36	1
Lack of contractor quality expertise	4.57	4.56	4.17		4.19	4.00	4.30	2
Corruption	3.71	4.11	4.50	4.85	4.21	4.22	4.27	3
Inadequate resourcing by contractors	4.00	4.11	4.33		4.05	4.13	4.12	4
Lack of understanding of quality	4.00	4.44	3.83	4.58	3.73	4.11	4.12	5
Level of subcontracting	4.00	3.88	4.17	4.62	3.71	3.88	4.04	6
Focus on cost by contractors	4.29	4.11	3.83	3.84	4.05	4.00	4.02	7
Inadequate information	3.64	4.00	4.33	4.50	4.00	3.63	4.02	8
Inadequate skills quality training	4.21	4.11	3.83		3.73	4.11	4.00	9
Focus on time by contractors	4.14	4.11	3.67	4.04	3.95	3.67	3.93	10
Lack of insight relative to the role of quality	4.00	4.33	3.83		3.67	3.78	3.92	11
Lack of minimum requirement to contract	4.21	4.43	3.20		3.85	3.88	3.91	12
Detail	3.79	4.38	4.33		3.71	3.25	3.89	13
Lack of worker participation	4.00	3.57	3.50	4.16	4.09	4.00	3.89	14
Focus on cost by clients	4.00	4.22	3.50		3.76	3.89	3.87	15

Table 17: Extent to which interventions / situations are a barrier to achieving quality on projects (Part A) (cidb, 2011)

Barriers to achieving quality on projects (2)

Intervention / Situation	Mean Score							Rank
	Client	Design - er	PM	Grade 2-4	Grade 5-9	Assoc.	Mean	
Poor constructability	3.79	4.22	4.17		3.79	3.38	3.87	16
Inappropriate project durations	3.85	3.67	4.00	4.29	3.90	3.50	3.87	17
Focus on time by clients	3.71	4.11	3.83		3.76	3.89	3.86	18
Lack of 'design team' management commitment	3.57	4.22	4.33		3.64	3.50	3.85	19
Lack of 'construction' management commitment	4.21	4.22	2.83		3.70	4.29	3.85	20
Lack of quality improvement processes	4.07	3.88	3.17	4.27	3.71	4.00	3.85	21
Inadequate generic skills training	4.07	4.00	3.67		3.67	3.78	3.84	22
Lack of pre-qualification on quality	4.00	4.00	3.83		3.64	3.63	3.82	23
Inadequate production skills	4.07	4.00	3.50		3.50	4.00	3.81	24
Specification	3.93	4.11	4.00		3.76	2.89	3.74	25
Lack of QMSs in construction	4.14	3.78	3.20		3.65	3.89	3.73	26
Inadequate quality related tertiary education (Construction manager)	3.86	4.11	3.40		4.00	3.22	3.72	27
Inadequate quality related tertiary education (Project manager)	4.00	4.13	3.00		3.95	3.29	3.67	28

Table 17: Extent to which interventions / situations are a barrier to achieving quality on projects (Part B) (cidb, 2011)

Barriers to achieving quality on projects (3)

Intervention / Situation	Mean Score							Rank
	Client	Design -er	PM	Grade 2-4	Grade 5-9	Assoc.	Mean	
Lack of designer quality expertise	3.86	3.89	3.83		3.76	2.88	3.64	29
Reliance on inspections	4.00	3.44	3.50		3.55	3.63	3.62	30
Ineffective contractor registration	4.23	3.71	2.40	4.50	3.90	3.00	3.62	31
Cyclical industry	3.20	4.13	4.00		3.63	3.13	3.62	32
Lack of QMSs in design	3.86	3.56	3.67		3.62	3.33	3.61	33
Inadequate quality related tertiary education (Engineer)	4.00	3.33	3.83		3.95	2.88	3.60	34
Design	3.86	4.25	3.83		3.38	2.50	3.56	35
Variations	3.83	3.33	3.67	3.79	3.37	3.25	3.54	36
Focus on quality control	3.86	3.38	2.83		3.64	3.88	3.52	37
Inadequate quality related tertiary education (Architect)	3.92	3.33	3.50		3.84	3.00	3.52	37
Contract documentation	3.43	4.00	3.33		3.41	3.38	3.51	39
Competitive tendering	3.64	2.89	3.33	3.92	3.90	3.22	3.48	40
Archaic processes (design and constr)	3.69	3.44	3.67		3.21	3.00	3.40	41
Separation of design and construction	3.42	3.25	3.33		3.10	2.89	3.20	42
Inadequate quality related tertiary education (Quantity surveyor)	3.43	3.22	2.50		3.80	3.00	3.19	43
Lack of partnering	3.38	3.38	3.00		2.50	2.29	2.91	44

Table 17: Extent to which interventions / situations are a barrier to achieving quality on projects (Part C) (cidb, 2011)

Quality related measures used

Measure	Yes (%)					
	Client	Design -er	PM	Grade 2-4	Grade 5-9	Mean
No. of defects	50.0	50.0	50.0	96.0	90.0	67.2
No. of test failures	71.4	28.6	50.0	92.0	90.0	66.4
Cost of rework	64.3	37.5	33.3	-	85.7	55.2

Table 18: Quality related measures respondents' organisations undertake / request (cidb, 2011)

- **Rework constitutes (cidb 5-9 Contractors) (cidb, 2011):**
 - **6% of Project cost**
 - **9.9% of Project value**
- **Previous study - rework constitutes 13% of project value according to GCs (Rwelamila & Smallwood, 1996; Republic of South Africa, 1999)**

Knowledge of quality

Mean Score						
Client	Design -er	PM	Grade 2-4	Grade 5-9	Assoc.	Mean
3.85	3.78	3.67	4.31	4.09	3.50	3.87

Table 19: Respondents' self rating of their knowledge of quality (cidb, 2011)

Sources of quality knowledge

Source	Mean Scores						Rank
	Client	Design -er	PM	Grade 5-9	Assoc.	Mean	
Experience	4.54	4.67	4.17	4.18	4.00	4.31	1
In-house training	4.23	3.67	3.33	3.82	4.00	3.81	2
University / University of Technology / College education	4.31	4.22	3.50	3.45	3.00	3.70	3
Post-graduate qualifications	3.62	4.14	3.50	3.38	2.88	3.50	4
External training	4.08	3.14	3.33	3.64	3.25	3.49	5
Practice notes	3.54	3.44	3.00	3.09	3.43	3.30	6
Workshops	4.00	2.86	2.67	3.05	3.13	3.14	7
Short courses	4.23	2.83	2.67	2.82	3.00	3.11	8
Magazine articles	3.08	3.11	2.83	2.82	2.89	2.95	9
CPD seminars / workshops	3.54	3.44	2.17	2.71	2.78	2.93	10
Journal papers	2.92	2.89	2.20	2.68	2.25	2.59	11
Conference papers	3.08	2.89	2.00	2.43	2.50	2.58	12

Table 20: Degree of contribution of sources of knowledge to respondents' quality knowledge (cidb, 2011)

Designing for quality (1)



Plank and hollow-block composite slab, Plettenberg Bay (Hamp-Adams, 1994)

Designing for quality (2)



Pre-cast pre-stressed hollow core slab section (SA Builder Bouer, 2004a)

Designing for quality (3)



Pre-cast pre-stressed hollow core slab section (SA Builder Bouer, 2004b)

Designing for quality (4)



Precast concrete stair flights, Port Elizabeth (Smallwood)

Designing for quality (5)



Precast concrete stair flights, Port Elizabeth (Smallwood)

Conclusions (1)

- **There is not a uniform understanding of quality (definition)**
- **Cost and time are more important than the other parameters**
- **The importance of quality varies according to the role stakeholders play**
- **The pre-occupation with cost and time marginalises quality**
- **This pre-occupation affects contractors' quality related performance (rating)**
- **South African construction quality can be substantially improved (overall rating)**
- **Quality performance is influenced by the sector in which construction is undertaken and the contributors**
- **An improvement process is important in terms of achieving quality (TQM)**
- **A range of interventions / systems are important relative to the achievement of quality**

Conclusions (2)

- **An informal approach is adopted relative to the achievement of quality (prevalence of documented QMSs)**
- **A range of perspectives / practices / situations contribute to the achievement of quality – management commitment is critical!**
- **A range of perspectives / practices / situations could improve or contribute to an improvement in quality – management commitment is critical**
- **A range of interventions / situations are a barrier to achieving quality – poor site management!**
- **The level of quality knowledge is inadequate**
- **The sources of quality knowledge are predominantly informal**

Links

- http://www.cbe.org.za/PDF/Health_and_Safety_Preventing_Accidents_Article.pdf
- http://www.cidb.org.za/Documents/KC/cidb_Publications/Ind_Reps_Other/Construction_Quality_in_SA_Client_Perspective_2010_06_29_final.pdf
- http://www.ttl.fi/en/publications/electronic_journals/african_newsletter/Documents/AfricanNewsletter3_2013.pdf
- http://www.iso.org/iso/iso_9000

References (1)

- Construction Industry Development Board (cidb). 2011. ***CONSTRUCTION QUALITY IN SOUTH AFRICA: A client perspective***. Pretoria: cidb.
- Construction Industry Development Board (cidb). 2014. ***The cidb Construction Industry Indicators: Summary Results 2013***. Pretoria: cidb.
- Crosby, P.B. 1984. ***Quality without tears. The art of hassle free management***. New York: McGraw-Hill Book Company.
- Davis, C. 2001. ***Pretoria Beeld***. 18 October, p.1.
- Department of Labour. 2002. ***Section 32 Investigation Report into the Injaka Bridge Collapse of 6 July 1998***. Pretoria.
- Irwin, A.W. and Sibbald, W.I. 1983. ***Falsework A Handbook of Design and Practice***. London: Granada Technical Books.

References (2)

- ISO. 2014. ISO 9000 - Quality management, [online]. Geneva: ISO. Available from http://www.iso.org/iso/iso_9000 [Accessed 12 March 2014]
- Markman, I. 2003. The Herald, 14 November, p.10.
- Prinsloo, K. 1997. *Beeld*, 27 August, p.3.
- Republic of South Africa. 1999. *Government Gazette No. 20095. White paper: Creating an Enabling Environment for Reconstruction, Growth and Development in the Construction Industry*. Pretoria.
- Rwelamila, P.D. and Smallwood, J.J. 1996. The need for the implementation of quality management systems in South African construction. In: *Proceedings of the 1996 CIB W89 Beijing International Conference – Construction Modernization and Education*, Beijing, October 1996, CD-file:///D1/papers/060-069/061/p061.htm.

References (3)

- SA Builder Bouer. 2004a. Cover story. Echo marks 20 years of achievement. SA Builder Bouer, Nov / Dec, pp. 46-47.
- SA Builder Bouer. 2004b. Cover story. Concrete flooring excellence. SA Builder Bouer, Nov / Dec, p. 46.
- Sadeq, A.M. and Ahmad, A.K. (eds.) 1996. *Quality Management Islamic Perspectives*. Kuala Lumpur: Leeds Publications.
- Smallwood, J.J. 2000. *A Study of the Relationship between Occupational Health and Safety, Labour Productivity and Quality in the South African Construction Industry*, Unpublished PhD (Construction Management) Thesis. Department of Construction Management, University of Port Elizabeth, Port Elizabeth.
- Smallwood, J.J. 2014. *Preventing 'Accidents' in Construction*, [online]. Pretoria: CBE. Available from http://www.cbe.org.za/PDF/Health_and_Safety_Preventing_Accidents_Article.pdf

References (4)

- **Steele, D. 1983. Bloukrans Bridge. *Concrete Beton*, Nr 30 1983 06, pp. 10-11.**
- **Travers, R. 1998. *Lowvelder*, 10 July, p.1.**
- **Woudhuysen, J. and Abley, I. 2004. *Why is construction so backward?* Chichester. Sussex: Wiley-Academy.**